

# PRODUCT ALERT!



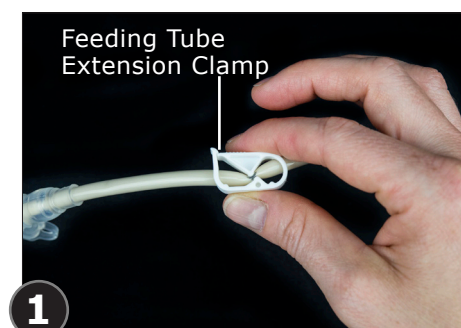
## AMT Extension and Temporary Adapter on Feeding Bag

This alert affects feeding tube extensions with the following numbers:  
81222, 81212, 82422, 61222, 61212, 62422




The Y-Port clear adapter may fail to remain connected to the temporary adapter on the feeding bag. This failure can result in missed feedings.

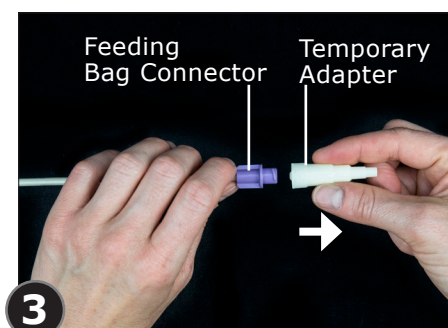
Do the following after EACH feeding to prevent the clear adapter from separating from the temporary adapter:



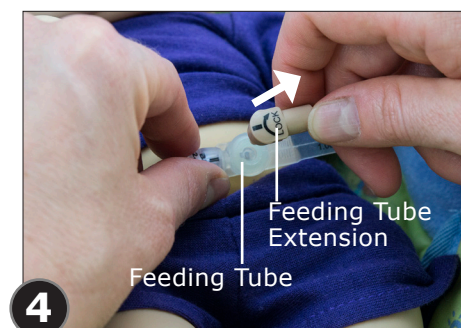
**1** Clamp feeding tube extension.



**2** Disconnect temporary adapter from feeding tube extension.




**3** Turn and remove temporary adapter from feeding bag connector.



**4** Disconnect feeding tube extension from feeding tube.



**5** Swish temporary adapter several times in mixture of warm water and standard dish soap. Rinse well with hot water. Repeat with feeding tube extension.



**6** Dry temporary adapter and feeding tube extension with paper towel. Place on clean surface to air dry completely.

**NOTE!** Remove and save temporary adapter from the feeding bag before throwing bag away.

If you continue to have problems after following the procedure above, contact a PHS clinician at 651-642-1825. You can also email questions to [questions@pediatrichomeservice.com](mailto:questions@pediatrichomeservice.com).

For the latest information on the temporary adapter and other connector changes, visit our website at <http://www.pediatrichomeservice.com/Enteral-Connectors.php>